


## AKSHARCHEM (INDIA) LIMITED

## Introductory sub-table (I)(a)


<b>Name of the Company: AKSHARCHEM (INDIA) LIMITED</b>			
<b>Scrip Code, Name of the scrip, class of security: BSE 524598 ASE 6408 (EQUITY)</b>			
<b>Quarter ended: 31st March, 2013</b>			
<b>Partly paid-up shares:-</b>	<b>No. of partly paid-up shares</b>	<b>As a % of total no. of partly paid-up shares</b>	<b>As a % of total no. of shares of the company</b>
Held by promoter/promoter group	0	0	0
Held by public	0	0	0
<b>Total - D</b>	<b>0</b>	<b>0</b>	<b>0</b>
<b>Outstanding convertible securities:-</b>	<b>No. of outstanding securities</b>	<b>As a % of total no. of outstanding convertible securities</b>	<b>As a % of total no. of shares of the company, assuming full conversion of the convertible securities</b>
Held by promoter/promoter group	0	0	0
Held by public	0	0	0
<b>Total - E</b>	<b>0</b>	<b>0</b>	<b>0</b>
<b>Warrants:-</b>	<b>No. of warrants</b>	<b>As a % of total no. of warrants</b>	<b>As a % of total no. of shares of the company, assuming full conversion of warrants</b>
Held by promoter/promoter group	0	0	0
Held by public	0	0	0
<b>Total - F</b>	<b>0</b>	<b>0</b>	<b>0</b>
<b>Total paid-up capital of the company, assuming full conversion of warrants and convertible securities</b>		<b>0</b>	

For Akshar Chem (India) Ltd.


  
Joint Managing Director


## Statement Showing Shareholding Pattern

Category code	Category of Shareholder	Number of Shareholders	Table (I)(a)		Total shareholding as a percentage of total number of shares		Shares Pledged or otherwise encumbered	
			Total number of shares	Number of shares held in dematerialized form	As a percentage of(A+B) <sup>1</sup>	As a percentage of (A+B+C)	Number of shares	As a percentage
(I)	(II)	(III)	(IV)	(V)	(VI)	(VII)	(VIII)	(IX)=(VIII)/(IV)*100
<b>(A)</b>	<b>Shareholding of Promoter and</b>							
<b>1</b>	<b>Indian</b>							
(a)	Individuals/ Hindu Undivided Family	5	3283441	3283441	66.29	66.29	0	0.00
(b)	Central Government/ State Government(s)	0	0	0	0.00	0.00	0	0.00
(c)	Bodies Corporate	2	323922	323922	6.54	6.54	0	0.00
(d)	Financial Institutions/ Banks	0	0	0	0.00	0.00	0	0.00
(e)	Any Others(Specify)	0	0	0	0.00	0.00	0	0.00
(e-i)								
(e-ii)								
	<b>Sub Total(A)(1)</b>	<b>7</b>	<b>3607363</b>	<b>3607363</b>	<b>72.83</b>	<b>72.83</b>	<b>0</b>	<b>0.00</b>
<b>2</b>	<b>Foreign</b>							
a	Individuals (Non-Residents Individuals/ Foreign Individuals)		0	0	0.00	0.00	0	0.00
b	Bodies Corporate		0	0	0.00	0.00	0	0.00
c	Institutions		0	0	0.00	0.00	0	0.00
d	Any Others(Specify)		0	0	0.00	0.00	0	0.00
d-i								
d-ii								
	<b>Sub Total(A)(2)</b>	<b>0</b>	<b>0</b>	<b>0</b>	<b>0.00</b>	<b>0.00</b>	<b>0</b>	<b>0.00</b>
	<b>Total Shareholding of Promoter</b>	<b>7</b>	<b>3607363</b>	<b>3607363</b>	<b>72.83</b>	<b>72.83</b>	<b>0</b>	<b>0.00</b>
<b>(B)</b>	<b>Public shareholding</b>							
<b>1</b>	<b>Institutions</b>							
(a)	Mutual Funds/ UTI	1	5500	0	0.11	0.11		
(b)	Financial Institutions /Banks	0	0	0	0.00	0.00		
(c)	Central Government/ State Government(s)	0	0	0	0.00	0.00		
(d)	Venture Capital Funds	0	0	0	0.00	0.00		
(e)	Insurance Companies	0	0	0	0.00	0.00		
(f)	Foreign Institutional Investors	0	0	0	0.00	0.00		
(g)	Foreign Venture Capital Investors	0	0	0	0.00	0.00		
(h)	Any Other (specify)	0	0	0	0.00	0.00		
(h-i)								
(h-ii)								
	<b>Sub-Total (B)(1)</b>	<b>1</b>	<b>5500</b>	<b>0</b>	<b>0.11</b>	<b>0.11</b>		
<b>B 2</b>	<b>Non-institutions</b>							
(a)	Bodies Corporate	43	82236	78636	1.66	1.66		
(b)	Individuals							
1	Individuals -i. Individual shareholders holding nominal share capital up to Rs 1 lakh	4403	886642	411022	17.90	17.90		




## Statement Showing Shareholding Pattern

Category code	Category of Shareholder	Number of Shareholders	Table (I)(a)		Total shareholding as a percentage of total number of shares		Shares Pledged or otherwise encumbered	
			Total number of shares	Number of shares held in dematerialized form	As a percentage of (A+B) <sup>1</sup>	As a percentage of (A+B+C)	Number of shares	As a percentage
II	ii. Individual shareholders holding nominal share capital in excess of Rs. 1 lakh.	10	341874	341874	6.90	6.90		
(c)	Any Other (specify)							
(c-i)	NRI/OBC	7	18172	2572	0.37	0.37		
(c-ii)	Clearing Member/House	8	11063	11063	0.22	0.22		
	<b>Sub-Total (B)(2)</b>	<b>4471</b>	<b>1339987</b>	<b>845167</b>	<b>27.05</b>	<b>27.05</b>		
<b>(B)</b>	<b>Total Public Shareholding (B)= (B)(1)+(B)(2)</b>	<b>4472</b>	<b>1345487</b>	<b>845167</b>	<b>27.17</b>	<b>27.17</b>		
	<b>TOTAL (A)+(B)</b>	<b>4479</b>	<b>4952850</b>	<b>4452530</b>	<b>100.00</b>	<b>100.00</b>	<b>0</b>	<b>0.00</b>
<b>(C)</b>	<b>Shares held by Custodians and against which Depository Receipts have been issued</b>							
1	Promoter and Promoter Group	0	0	0	0	0		
2	Public	0	0	0	0	0		
	<b>Sub-Total (C)</b>	<b>0</b>	<b>0</b>	<b>0</b>	<b>0</b>	<b>0</b>	<b>0</b>	<b>0</b>
	<b>GRAND TOTAL (A)+(B)+(C)</b>	<b>4479</b>	<b>4952850</b>	<b>4452530</b>	<b>100.00</b>	<b>100.00</b>	<b>0</b>	<b>0.00</b>

For, Aksharchem (India) Limited  
  
 Joint Managing Director

AKSHARCHEM (INDIA) LIMITED


Sr.No	Notes
1	
2	
3	/
4	
5	NIL
6	
7	
8	
9	



## (I)(b) Statement showing holding of securities (including shares, warrants, convertible securities) of persons belonging to the category "Promoter and Promoter Group"

Sr. No.	Name of the shareholder	Details of Shares held		Encumbered shares (*)			Details of warrants		Details of convertible securities		Total shares (including underlying shares assuming full conversion of warrants and convertible securities) as a % of diluted share capital
		Number of shares held	As a % of grand total (A)+(B)+(C)	No.	As a percentage	As a % of grand total (A)+(B)+(C) of sub-clause (I)(a)	Number of warrants held	As a % total number of warrants of the same	Number of convertible securities held	As a % total number of convertible securities of the same class	
(I)	(II)	(III)	(IV)	(V)	(VI)=(V)/(III)*100	(VII)	(VIII)	(IX)	(X)	(XI)	(XII)
1	Mrs. Paru M. Jaykrishna	1636871	33.05		0.00	0.00		0	0	0	0.00
2	Mr. Gokul M. Jaykrishna	738783	14.92		0.00	0.00		0	0	0	0.00
3	Mr. Munjal M. Jaykrishna	738830	14.92		0.00	0.00		0	0	0	0.00
4	M/s. Intercon Finance Pvt Ltd	323722	6.54		0.00	0.00		0	0	0	0.00
5	Mr. Gokul M. Jaykrishna	84860	1.71		0.00	0.00		0	0	0	0.00
6	Mr. Munjal M. Jaykrishna	84097	1.70		0.00	0.00		0	0	0	0.00
7	M/s. Skyjet Aviation Pvt Ltd	200	0.00		0.00	0.00		0	0	0	0.00
8	/	/	/	/	/	/	/	/	/	/	/
9	/	/	/	/	/	/	/	/	/	/	/
10	/	/	/	/	/	/	/	/	/	/	/
<b>TOTAL</b>		<b>3607363</b>	<b>72.83</b>	<b>0</b>	<b>0.00</b>	<b>0.00</b>	<b>0</b>	<b>0.00</b>	<b>0</b>	<b>0.00</b>	<b>0.00</b>


(\*) The term "encumbrance" has the same meaning as assigned to it in regulation 28(3) of the SAST Regulations, 2011



AKSHARCHEM (INDIA) LIMITED

**(I)(c)(i) Statement showing holding of securities (including shares, warrants, convertible securities) of persons belonging to the category "Public" and holding more than 1% of the total number of shares**

Sr. No.	Name of the shareholder	Number of shares held	Shares as a percentage of total number of shares {i.e., Grand Total (A)+(B)+(C) indicated in Statement at para (I)(a) above}	Details of warrants		Details of convertible securities		Total shares (including underlying shares assuming full conversion of warrants and convertible securities) as a % of diluted share capital
				Number of warrants held	As a % total number of warrants of the same class	Number of convertible securities held	% w.r.t total number of convertible securities of the same class	
1	Seema Devi Pramod Kumar Agrawal	117035	2.36	0	0	0	0	2.36
2	Usha Devi Rajendra Kumar Agrawal	61955	1.25	0	0	0	0	1.25
3	Proeco Stockcom Private Limited	50265	1.01	0	0	0	0	1.01
4								
5								
6								
7								
8								
9								
10								
<b>TOTAL</b>		<b>229255</b>	<b>4.63</b>	<b>0</b>	<b>0.00</b>	<b>0</b>	<b>0.00</b>	<b>4.63</b>





AKSHARCHEM (INDIA) LIMITED

(I)(d) Statement showing details of locked-in shares

Sr. No.	Name of the shareholder	Number of locked-in shares	Locked-in shares as a percentage of total number of shares {i.e., Grand Total (A)+(B)+(C) indicated in Statement at para (I)(a) above}	Promoter / Promoter Group / Public
1	Mrs. Paru M. Jaykrishna	775000	15.65	Promoter
2	Mr. Gokul M. Jaykrishna	387500	7.82	Promoter
3	Mr. Munjal M. Jaykrishna	387500	7.82	Promoter
4				
5	/	/	/	/
6	/	/	/	/
7	/	/	/	/
8	/	/	/	/
9	/	/	/	/
<b>TOTAL</b>		<b>1550000</b>	<b>31.30</b>	





AKSHARCHEM (INDIA) LIMITED

(II)(a) Statement showing details of Depository Receipts (DRs)

Sr. No.	Type of outstanding DR (ADRs, GDRs, SDRs, etc.)	Number of outstanding DRs	Number of shares underlying outstanding DRs	Shares underlying outstanding DRs as a percentage of total number of shares {i.e., Grand Total (A)+(B)+(C) indicated in Statement at para (I)(a) above}
1				
2				
3				
4				
5				
6				
7				
8				
9				
<b>TOTAL</b>		<b>0</b>	<b>0</b>	<b>0.00</b>



